

Birmingham & District Invitation Cross Country League

2018-2019 Season - Race Result


Division 1

Race 3

12/01/2019 at Abington Park, Northampton

hosted by Rugby & Northampton AC

Results Version 1 (12/01/2019)



Senior Mens Race

Posn	Bib	Time	Name	Club	Age	SenM Pts	JunM Pts
1	2	30:39	Omar Ahmed	Birchfield Harriers		1	
2	808	30:50	Mohamed Daud Mohamed	Coventry Godiva Harriers		2	
3	1	31:02	Kadar Abdullahi	Birchfield Harriers		3	
4	163	31:03	Alexander Brecker	City Of Stoke		4	
5	357	31:12	Jayne Rossiter	Loughborough Students		5	
6	324	31:18	Freddie Carcas	Loughborough Students	JunM	6	1
7	367	31:20	Joe Wilkinson	Loughborough Students		7	
8	37	31:40	Alex Tovey	Birchfield Harriers		8	
9	321	31:44	Jacob Brown	Loughborough Students		9	
10	392	31:51	William Gardner	Rugby&Northampton		10	
11	215	31:57	Oliver Paulin	Coventry Godiva Harriers		11	
12	527	32:00	Charlie Davis	University of Birmingham	JunM	12	2
13	149	32:02	Ben Price	Cheltenham&County		13	
14	502	32:05	Joe Smith	Tipton Harriers		14	
15	185	32:07	David Sheldon	City Of Stoke		15	
16	399	32:11	Dominic Jones	Rugby&Northampton		16	
17	100	32:12	Chris Perrin	Cannock&Stafford		17	
18	396	32:13	Muss-Ab Hassan	Rugby&Northampton	JunM	18	3
19	522	32:14	Dan Carpenter	University of Birmingham		19	
20	386	32:15	Elisha De Mello	Rugby&Northampton		20	
21	515	32:17	Grant Anderson	University of Birmingham		21	
22	751	32:18	Alex Lanz	University of Birmingham		22	
23	273	32:25	Callum Hanlon	Leamington C & AC		23	
24	3	32:28	Ed Banks	Birchfield Harriers		24	
25	646	32:31	George Beardmore	Worcester AC	JunM	25	4
26	327	32:32	Sam Costley	Loughborough Students	JunM	26	5
27	630	32:33	Jonny Morris	Wolverhampton&Bilston		27	
28	550	32:34	Alex Rieley	University of Birmingham		28	
29	36	32:36	Mike Tanner	Birchfield Harriers		29	
30	221	32:43	Alistair Smith	Coventry Godiva Harriers		30	
31	120	32:45	Richard de-Camps	Cheltenham&County		31	
32	464	32:47	Louie Boot	Tipton Harriers	JunM	32	6
33	659	32:50	Ben Jones	Worcester AC		33	
34	209	32:55	Scott Hudspith	Coventry Godiva Harriers		34	
35	364	32:59	Oliver Way	Loughborough Students	JunM	35	7
36	373	33:00	Haydn Arnall	Rugby&Northampton	JunM	36	8
37	706	33:06	Jack Shayler	University of Birmingham		37	
38	146	33:09	Jacob Pickering	Cheltenham&County		38	
39	156	33:12	Doug Wight	Cheltenham&County		39	
40	333	33:13	Terence Fawden	Loughborough Students	JunM	40	9
41	20	33:15	Alex Jolly	Birchfield Harriers	JunM	41	10
42	713	33:16	Ian Salt	City Of Stoke		42	
43	636	33:17	Jack Pickett	Wolverhampton&Bilston	JunM	43	11
44	549	33:18	Joe Read	University of Birmingham		44	
45	193	33:19	Amittai Ben-Israel	Coventry Godiva Harriers		45	
46	763	33:20	Matthew Battley	Coventry Godiva Harriers		46	
47	832	33:23	Phil Hinch	Tipton Harriers		47	
48	173	33:28	Shajahan Janally	City Of Stoke		48	
49	653	33:30	Ben Duncan	Worcester AC		49	
50	70	33:31	Dan Robinson	BRAT Club		50	
51	159	33:32	Jamie Arnold	City Of Stoke		51	
52	484	33:33	Luke Gunn	Tipton Harriers		52	
53	541	33:34	Jethro McGraw	University of Birmingham		53	
54	316	33:35	Harry Allan	Loughborough Students	JunM	54	12
55	817	33:36	George Goodwin	Rugby&Northampton		55	
56	496	33:37	Aedan O'Brien	Tipton Harriers		56	

Birmingham & District Invitation Cross Country League

2018-2019 Season - Race Result


Division 1

Race 3

12/01/2019 at Abington Park, Northampton

hosted by Rugby & Northampton AC

Results Version 1 (12/01/2019)



57	6	33:39	Jonathan Bradford	Birchfield Harriers		57	
58	258	33:41	Paul Andrew	Leamington C & AC		58	
59	27	33:44	Andrew Peat	Birchfield Harriers		59	
60	8	33:46	Orlando Corea	Birchfield Harriers		60	
61	339	33:52	John Gordon	Loughborough Students		61	
62	88	33:54	Bill Chesters	Cannock&Stafford	JunM	62	13
63	104	34:02	Joshua Ward	Cannock&Stafford	JunM	63	14
64	540	34:04	Patrick Magner	University of Birmingham	JunM	64	15
65	580	34:05	Connor Richardson	University of Warwick		65	
66	39	34:06	Chris Ashford	BRAT Club		66	
67	414	34:07	Adam Searle	Rugby&Northampton	JunM	67	16
68	222	34:08	Harvey Speed	Coventry Godiva Harriers		68	
69	582	34:11	James Rolls	University of Warwick		69	
70	251	34:12	Andrew Siggers	Kenilworth Runners		70	
71	153	34:13	Dan Thomas	Cheltenham&County		71	
72	557	34:14	Sam Brashaw	University of Warwick		72	
73	600	34:15	David Bissuel	Wolverhampton&Bilston		73	
74	64	34:16	James Marshall	BRAT Club		74	
75	361	34:17	Alexander Tripp	Loughborough Students	JunM	75	17
76	212	34:18	Joseph McLeod	Coventry Godiva Harriers		76	
77	108	34:19	Dave Aubrey	Cheltenham&County		77	
78	555	34:22	Max Walk	University of Birmingham	JunM	78	18
79	526	34:26	Aidan Daniel	University of Birmingham		79	
80	421	34:27	Adam Wright	Rugby&Northampton		80	
81	283	34:27	Baljeev Kandola	Leamington C & AC	JunM	81	19
82	511	34:28	Martin Williams	Tipton Harriers		82	
83	587	34:29	Tom Slattery	University of Warwick		83	
84	490	34:30	Tom Holden	Tipton Harriers		84	
85	586	34:33	Raul Simmons-Perez	University of Warwick		85	
86	63	34:39	Jonathan Lundy	BRAT Club		86	
87	675	34:40	Jake Watson	Worcester AC		87	
88	615	34:41	Harry Dyall	Wolverhampton&Bilston	JunM	88	20
89	672	34:42	Mark Teague	Worcester AC		89	
90	524	34:43	Joe Connors	University of Birmingham		90	
91	569	34:44	Laurence Griffin	University of Warwick		91	
92	252	34:47	Ben Taylor	Kenilworth Runners		92	
93	58	34:50	Mark Ince	BRAT Club		93	
94	101	34:51	James Perrin	Cannock&Stafford		94	
95	172	34:53	Thomas Hendricken	City Of Stoke		95	
96	272	34:57	Phil Gould	Leamington C & AC		96	
97	320	34:59	Benjamin Boxer	Loughborough Students		97	
98	612	35:03	Grant Cummings	Wolverhampton&Bilston		98	
99	558	35:06	Dougal Burrowes	University of Warwick		99	
100	237	35:07	George Crawford	Kenilworth Runners		100	
101	674	35:08	Richard Walsh	Worcester AC		101	
102	107	35:09	Philip Wolfe	Cannock&Stafford		102	
103	551	35:15	Dan Shepherd	University of Birmingham		103	
104	234	35:16	Connor Carson	Kenilworth Runners		104	
105	62	35:17	Nick Lewis	BRAT Club		105	
106	48	35:23	Steve Dunsby	BRAT Club		106	
107	415	35:26	Jordan Simmons	Rugby&Northampton		107	
108	727	35:27	Ray Ball	Kenilworth Runners	JunM	108	21
109	739	35:30	Ethan Greenland	University of Warwick		109	
110	353	35:31	George Phillips	Loughborough Students	JunM	110	22
111	648	35:33	Robbie Campbell	Worcester AC		111	
112	397	35:37	Finn Hutton	Rugby&Northampton	JunM	112	23
113	738	35:43	Stan Doxey	Kenilworth Runners		113	
114	356	35:44	Charlie Rogers	Loughborough Students		114	
115	807	35:46	Thomas Burgess	Coventry Godiva Harriers		115	
116	405	35:48	Alistair McDonnell	Rugby&Northampton		116	
117	297	35:50	Dominic Priest	Leamington C & AC	JunM	117	24

Birmingham & District Invitation Cross Country League

2018-2019 Season - Race Result


Division 1

Race 3

12/01/2019 at Abington Park, Northampton

hosted by Rugby & Northampton AC

Results Version 1 (12/01/2019)



118	78	35:57	Thanos Tsolakis	BRAT Club		118	
119	302	36:00	Isaac Rothman	Leamington C & AC		119	
120	255	36:02	Dewi Williams	Kenilworth Runners		120	
121	608	36:03	Rob Cartwright	Wolverhampton&Bilston		121	
122	461	36:04	Dean Bate	Tipton Harriers		122	
123	433	36:06	James Egleston	Telford AC		123	
124	65	36:07	Martin Matthews	BRAT Club		124	
125	257	36:08	Vassilis Andreoulakis	Leamington C & AC		125	
126	374	36:10	David Ball	Rugby&Northampton		126	
127	289	36:12	Iain McLaughlin	Leamington C & AC		127	
128	29	36:14	Jonathan Read	Birchfield Harriers		128	
129	99	36:16	Craig Pearson	Cannock&Stafford		129	
130	701	36:29	Friedrich Horn	Loughborough Students		130	
131	362	36:37	Joseph Twigg	Loughborough Students	JunM	131	25
132	472	36:39	Phil Clamp	Tipton Harriers		132	
133	705	36:47	Tom de Jong	University of Birmingham		133	
134	197	36:52	Andy Boon	Coventry Godiva Harriers		134	
135	97	36:53	Connor Mills	Cannock&Stafford	JunM	135	26
136	285	36:55	John Knibb	Leamington C & AC		136	
137	664	36:56	Adam Pollock	Worcester AC		137	
138	770	36:57	Michael Salisbury	Rugby&Northampton		138	
139	604	36:59	Gareth Briggs	Wolverhampton&Bilston		139	
140	447	37:00	Paul O'Brien	Telford AC		140	
141	378	37:01	Paul Birch	Rugby&Northampton		141	
142	767	37:04	Ronald Mbiu	??		142	
143	534	37:09	James Horrex	University of Birmingham		143	
144	225	37:10	Adam Walmsley	Coventry Godiva Harriers	JunM	144	27
145	771	37:14	Sam Garforth	Warwick Uni		145	
146	736	37:17	Phil Brush	Cheltenham&County		146	
147	650	37:19	Ciaran Connor	Worcester AC		147	
148	288	37:20	Dean Mawby	Leamington C & AC		148	
149	240	37:21	Matt Dyer	Kenilworth Runners		149	
150	128	37:22	Russell Forsbrook	Cheltenham&County		150	
151	728	37:23	Nicholas Williams	Kenilworth Runners		151	
152	61	37:24	Simon Lanckham	BRAT Club		152	
153	670	37:25	Stefan Sternkopf	Worcester AC		153	
154	198	37:37	Jason Brotherhood	Coventry Godiva Harriers		154	
155	41	37:40	Ben Beaumont	BRAT Club		155	
156	661	37:41	Kevin McMillan	Worcester AC		156	
157	19	37:42	Lee Harris	Birchfield Harriers		157	
158	654	37:43	Matt Fairlamb	Worcester AC		158	
159	538	37:46	George Loxton	University of Birmingham	JunM	159	28
160	391	37:47	Alistair Gardner	Rugby&Northampton		160	
161	666	37:49	David Price	Worcester AC		161	
162	232	37:50	Wayne Briggs	Kenilworth Runners		162	
163	202	37:54	Dave Conway	Coventry Godiva Harriers		163	
164	130	37:55	Andy Gore	Cheltenham&County		164	
165	603	37:57	Daniel Brazier	Wolverhampton&Bilston		165	
166	370	37:59	Peter Adams	Rugby&Northampton		166	
167	10	38:08	Peter Dimbleby	Birchfield Harriers		167	
168	640	38:09	Dave Smith	Wolverhampton&Bilston		168	
169	722	38:19	Kieran Miller	University of Warwick	JunM	169	29
170	98	38:20	Tom Orton	Cannock&Stafford		170	
171	400	38:21	Adrian Kaczmarek	Rugby&Northampton	JunM	171	30
172	244	38:23	Stuart Hopkins	Kenilworth Runners		172	
173	563	38:25	Chris Dick	University of Warwick		173	
174	437	38:26	Dean Gapper	Telford AC		174	
175	747	38:28	Lucas Del Vecchio	University of Birmingham		175	
176	589	38:29	Joe Spicer	University of Warwick		176	
177	275	38:30	Jason Hill	Leamington C & AC		177	
178	245	38:32	Dan Leng	Kenilworth Runners		178	

Birmingham & District Invitation Cross Country League

2018-2019 Season - Race Result


Division 1

Race 3

12/01/2019 at Abington Park, Northampton

hosted by Rugby & Northampton AC

Results Version 1 (12/01/2019)



179	769	38:35	Nick Gower	Rugby&Northampton		179	
180	77	38:44	Iain Squires	BRAT Club		180	
181	382	38:48	Vince Carroll	Rugby&Northampton		181	
182	416	38:55	Jon Taylor	Rugby&Northampton		182	
183	206	39:01	Peter Eccleston	Coventry Godiva Harriers		183	
184	264	39:05	Jeremy Coward	Leamington C & AC		184	
185	424	39:09	Jesse Betts	Telford AC		185	
186	707	39:10	Mayank Mishra	University of Birmingham		186	
187	56	39:13	Chris Grimley	BRAT Club		187	
188	301	39:20	Howard Roden	Leamington C & AC		188	
189	329	39:26	Markus Dalgaard	Loughborough Students		189	
190	597	39:27	Andrew Bave	Wolverhampton&Bilston		190	
191	226	39:33	John Wilson	Coventry Godiva Harriers		191	
192	412	39:34	Nigel Roberts	Rugby&Northampton		192	
193	277	39:42	Joshua Hough	Leamington C & AC		193	
194	66	39:49	Kevin Oakes	BRAT Club		194	
195	259	39:52	Craig Bower	Leamington C & AC		195	
196	228	40:01	Ryan Baker	Kenilworth Runners	JunM	196	31
197	375	40:05	Adam Bebbington	Rugby&Northampton	JunM	197	32
198	662	40:06	David O'Brien	Worcester AC		198	
199	85	40:07	Samuel Bagley	Cannock&Stafford	JunM	199	33
200	265	40:09	Marc Curtis	Leamington C & AC		200	
201	647	40:10	Tom Bentley	Worcester AC		201	
202	765	40:11	Francisco V Diaz	Wolverhampton&Bilston		202	
203	632	40:12	David Norman	Wolverhampton&Bilston		203	
204	82	40:30	Adam Western	BRAT Club		204	
205	44	40:32	Damian Cartland	BRAT Club		205	
206	293	40:35	Paul Okey	Leamington C & AC		206	
207	710	40:42	Oliver Harvey	Rugby&Northampton		207	
208	766	41:03	James Ford	??	JunM	208	34
209	59	41:10	Huw Jones	BRAT Club		209	
210	214	41:14	Jose Ortiz Gonzalez	Coventry Godiva Harriers		210	
211	801	41:18	Martin Cleaver	BRAT Club		211	
212	631	41:19	David Newport	Wolverhampton&Bilston		212	
213	254	41:21	Stewart Underhill	Kenilworth Runners		213	
214	15	41:28	Silas Goshawk	Birchfield Harriers	JunM	214	35
215	126	41:30	Matthew Evans	Cheltenham&County		215	
216	227	41:33	Colin Bailey	Kenilworth Runners		216	
217	315	41:37	Robert Wilson	Leamington C & AC		217	
218	314	41:38	Simon West	Leamington C & AC		218	
219	624	41:40	Mark Homer	Wolverhampton&Bilston		219	
220	417	41:45	Richard Thomas	Rugby&Northampton		220	
221	809	41:49	Rob Richardson	Coventry Godiva Harriers		221	
222	309	41:54	Nick Tawney	Leamington C & AC		222	
223	768	41:57	Peter Thomas	Rugby&Northampton		223	
224	190	42:08	Howard Andersen	Coventry Godiva Harriers		224	
225	760	42:14	Jeremy Burton	Worcester AC		225	
226	387	42:17	Steve Dixon	Rugby&Northampton		226	
227	200	42:19	Simon Clarke	Coventry Godiva Harriers		227	
228	274	42:22	Andrew Higgins	Leamington C & AC		228	
229	457	42:27	Andy Acha	Tipton Harriers		229	
230	199	42:34	Martyn Brunt	Coventry Godiva Harriers		230	
231	764	42:36	Ollie Evans	Wolverhampton&Bilston	JunM	231	36
232	430	42:37	Mathew Cox	Telford AC		232	
233	49	42:38	Paul Falkiner	BRAT Club		233	
234	762	42:41	Simon Dunnett	Kenilworth Runners		234	
235	512	42:44	Myles Wilson	Tipton Harriers		235	
236	235	42:45	Richard Cookson	Kenilworth Runners		236	
237	54	42:48	Richard Gray	BRAT Club		237	
238	196	42:53	Aaron Bodycote	Coventry Godiva Harriers		238	
239	203	42:57	Stuart Craig	Coventry Godiva Harriers		239	

**Birmingham & District Invitation Cross Country League
2018-2019 Season - Race Result**


Division 1

Race 3

12/01/2019 at Abington Park, Northampton

hosted by Rugby & Northampton AC

Results Version 1 (12/01/2019)



240	618	42:58	Robert Edwards	Wolverhampton&Bilston	240
241	389	43:04	Terry Egan	Rugby&Northampton	241
242	509	43:10	Stuart Whitehouse	Tipton Harriers	242
243	261	43:25	Paul Caruana	Leamington C & AC	243
244	811	43:45	Graham Donoghue	Leamington C & AC	244
245	605	43:56	Piers Butler	Wolverhampton&Bilston	245
246	246	44:06	Christopher Lyons	Kenilworth Runners	246
247	614	44:19	Andy Dyall	Wolverhampton&Bilston	247
248	308	44:29	Peter Stockbridge	Leamington C & AC	248
249	665	44:35	David Pound	Worcester AC	249
250	300	44:40	Steve Roberts	Leamington C & AC	250
251	500	44:55	Rob Sedgley	Tipton Harriers	251
252	714	45:16	Alex Blair	Wolverhampton&Bilston	252
253	607	45:16	Keith Carter	Wolverhampton&Bilston	253
254	241	45:29	Barry Elkington	Kenilworth Runners	254
255	835	45:50	Dylan Whitaker	University of Birmingham	255
256	446	46:35	Mark Mountford	Telford AC	256
257	72	47:16	Rob Ryan	BRAT Club	257
258	292	48:53	Alex Montgomery	Leamington C & AC	258
259	287	49:40	Mark Marsh	Leamington C & AC	259
260	625	51:55	Steven Hopkins	Wolverhampton&Bilston	260
261	641	52:56	Fred Smith	Wolverhampton&Bilston	261

JunM

37


Senior Men Team Results

A Team	1	Loughborough Students	5 6 7 9 26 35	88
	2	Birchfield Harriers	1 3 8 24 29 41	106
	3	University of Birmingham	12 19 21 22 28 37	139
	4	Rugby&Northampton	10 16 18 20 36 55	155
	5	Coventry Godiva Harriers	2 11 30 34 45 46	168
	6	City Of Stoke	4 15 42 48 51 95	255
	7	Cheltenham&County	13 31 38 39 71 77	269
	8	Tipton Harriers	14 32 47 52 56 82	283
	9	Worcester AC	25 33 49 87 89 101	384
	10	Wolverhampton&Bilston	27 43 73 88 98 121	450
	11	University of Warwick	65 69 72 83 85 91	465
	12	Cannock&Stafford	17 62 63 94 102 129	467
	13	BRAT Club	50 66 74 86 93 105	474
	14	Leamington C & AC	23 58 81 96 117 119	494
	15	Kenilworth Runners	70 92 100 104 108 113	587
	16	Telford AC	123 140 174 185 232 256	1110
B Team	1	University of Birmingham	44 53 64 78 79 90	408
	2	Loughborough Students	40 54 61 75 97 110	437
	3	Rugby&Northampton	67 80 107 112 116 126	608
	4	Birchfield Harriers	57 59 60 128 157 167	628
	5	Coventry Godiva Harriers	68 76 115 134 144 154	691
	6	BRAT Club	106 118 124 152 155 180	835
	7	Worcester AC	111 137 147 153 156 158	862
	8	Leamington C & AC	125 127 136 148 177 184	897
	9	Kenilworth Runners	120 149 151 162 172 178	932
	10	Tipton Harriers	84 122 132 229 235 242	1044
	11	Wolverhampton&Bilston	139 165 168 190 202 203	1067

**Birmingham & District Invitation Cross Country League
2018-2019 Season - Series Result**

**Division 1
After Race 3
12/01/2019**


Results Version 1 (12/01/2019)



Senior Men		Series Points	Match 1	Match 2	Match 3	Match 4	Total	BestOf3
1	A Team	Birchfield Harriers	65	48	106		219	
2		Loughborough Students	64	219	88		371	
3		University of Birmingham	167	106	139		412	
4		Tipton Harriers	143	172	283		598	
5		Cheltenham&County	183	166	269		618	
6		Coventry Godiva Harriers	302	257	168		727	
7		City Of Stoke	374	257	255		886	
8		Rugby&Northampton	273	511	155		939	
9		Worcester AC	365	426	384		1175	
10		Wolverhampton&Bilston	572	436	450		1458	
11		Cannock&Stafford	585	458	467		1510	
12		Leamington C & AC	515	616	494		1625	
13		University of Warwick	576	615	465		1656	
14		BRAT Club	716	617	474		1807	
15		Kenilworth Runners	653	653	587		1893	
16		Telford AC	1069	949	1110		3128	
1	B Team	University of Birmingham	394	266	408		1068	
2		Birchfield Harriers	422	343	628		1393	
3		Loughborough Students	348	649	437		1434	
4		Tipton Harriers	683	543	1044		2270	
5		Worcester AC	896	897	862		2655	
6		Coventry Godiva Harriers	1008	1036	691		2735	
7		BRAT Club	1062	1000	835		2897	
8		Rugby&Northampton	1165	1253	608		3026	
9		Wolverhampton&Bilston	1095	918	1067		3080	
10		Kenilworth Runners	1149	1029	932		3110	
11		Leamington C & AC	1096	1118	897		3111	
12		Cheltenham&County	415	412			827	
13		University of Warwick	1145	966			2111	
1	1	Kadar Abdullahi	Birchfield Harriers	2	1	3	6	6
2	808	Mohamed Daud Mohamed	Coventry Godiva Harriers	6	3	2	11	11
3	2	Omar Ahmed	Birchfield Harriers	5	6	1	12	12
4	357	Jayne Rossiter	Loughborough Students	4	5	5	14	14
5	522	Dan Carpenter	University of Birmingham	11	15	19	45	45
6	100	Chris Perrin	Cannock&Stafford	20	12	17	49	49
7	646	George Beardmore	Worcester AC	22	14	25	61	61
8	550	Alex Rieley	University of Birmingham	23	13	28	64	64
9	464	Louie Boot	Tipton Harriers	15	20	32	67	67
10	3	Ed Banks	Birchfield Harriers	25	18	24	67	67
11	502	Joe Smith	Tipton Harriers	35	23	14	72	72
12	515	Grant Anderson	University of Birmingham	34	19	21	74	74
13	630	Jonny Morris	Wolverhampton&Bilston	27	21	27	75	75
14	817	George Goodwin	Rugby&Northampton	12	11	55	78	78
15	221	Alistair Smith	Coventry Godiva Harriers	33	32	30	95	95
16	120	Richard de-Camps	Cheltenham&County	39	30	31	100	100
17	706	Jack Shayler	University of Birmingham	32	34	37	103	103
18	659	Ben Jones	Worcester AC	40	36	33	109	109
19	156	Doug Wight	Cheltenham&County	42	43	39	124	124
20	209	Scott Hudspith	Coventry Godiva Harriers	47	54	34	135	135
21	364	Oliver Way	Loughborough Students	70	35	35	140	140
22	549	Joe Read	University of Birmingham	57	45	44	146	146
23	713	Ian Salt	City Of Stoke	64	46	42	152	152
24	173	Shajahan Janally	City Of Stoke	54	51	48	153	153
25	6	Jonathan Bradford	Birchfield Harriers	53	44	57	154	154
26	8	Orlando Corea	Birchfield Harriers	49	47	60	156	156
27	212	Joseph McLeod	Coventry Godiva Harriers	44	42	76	162	162
28	193	Amittai Ben-Israel	Coventry Godiva Harriers	62	57	45	164	164

**Birmingham & District Invitation Cross Country League
2018-2019 Season - Series Result**

**Division 1
After Race 3
12/01/2019**




Results Version 1 (12/01/2019)

29	159	Jamie Arnold	City Of Stoke	51	62	51	164	164
30	653	Ben Duncan	Worcester AC	60	56	49	165	165
31	258	Paul Andrew	Leamington C & AC	68	53	58	179	179
32	555	Max Walk	University of Birmingham	59	48	78	185	185
33	636	Jack Pickett	Wolverhampton&Bilston	81	73	43	197	197
34	361	Alexander Tripp	Loughborough Students	72	61	75	208	208
35	88	Bill Chesters	Cannock&Stafford	93	60	62	215	215
36	252	Ben Taylor	Kenilworth Runners	36	92	92	220	220
37	580	Connor Richardson	University of Warwick	100	66	65	231	231
38	39	Chris Ashford	BRAT Club	106	65	66	237	237
39	108	Dave Aubrey	Cheltenham&County	87	79	77	243	243
40	153	Dan Thomas	Cheltenham&County	96	81	71	248	248
41	582	James Rolls	University of Warwick	104	90	69	263	263
42	251	Andrew Siggers	Kenilworth Runners	115	78	70	263	263
43	557	Sam Brashaw	University of Warwick	84	119	72	275	275
44	272	Phil Gould	Leamington C & AC	101	82	96	279	279
45	615	Harry Dyall	Wolverhampton&Bilston	112	83	88	283	283
46	107	Philip Wolfe	Cannock&Stafford	108	80	102	290	290
47	101	James Perrin	Cannock&Stafford	105	94	94	293	293
48	586	Raul Simmons-Perez	University of Warwick	119	104	85	308	308
49	48	Steve Dunsby	BRAT Club	117	110	106	333	333
50	569	Laurence Griffin	University of Warwick	139	109	91	339	339
51	29	Jonathan Read	Birchfield Harriers	123	107	128	358	358
52	648	Robbie Campbell	Worcester AC	151	116	111	378	378
53	99	Craig Pearson	Cannock&Stafford	137	113	129	379	379
54	65	Martin Matthews	BRAT Club	141	126	124	391	391
55	472	Phil Clamp	Tipton Harriers	135	124	132	391	391
56	297	Dominic Priest	Leamington C & AC	154	123	117	394	394
57	433	James Egleston	Telford AC	171	100	123	394	394
58	61	Simon Lanckham	BRAT Club	124	118	152	394	394
59	289	Iain McLaughlin	Leamington C & AC	148	125	127	400	400
60	255	Dewi Williams	Kenilworth Runners	153	135	120	408	408
61	807	Thomas Burgess	Coventry Godiva Harriers	149	148	115	412	412
62	534	James Horrex	University of Birmingham	132	138	143	413	413
63	608	Rob Cartwright	Wolverhampton&Bilston	158	139	121	418	418
64	705	Tom de Jong	University of Birmingham	164	129	133	426	426
65	664	Adam Pollock	Worcester AC	162	147	137	446	446
66	707	Mayank Mishra	University of Birmingham	147	121	186	454	454
67	603	Daniel Brazier	Wolverhampton&Bilston	156	134	165	455	455
68	240	Matt Dyer	Kenilworth Runners	169	150	149	468	468
69	604	Gareth Briggs	Wolverhampton&Bilston	178	152	139	469	469
70	728	Nicholas Williams	Kenilworth Runners	177	165	151	493	493
71	19	Lee Harris	Birchfield Harriers	161	176	157	494	494
72	397	Finn Hutton	Rugby&Northampton	241	143	112	496	496
73	391	Alistair Gardner	Rugby&Northampton	179	157	160	496	496
74	670	Stefan Sternkopf	Worcester AC	186	163	153	502	502
75	288	Dean Mawby	Leamington C & AC	174	186	148	508	508
76	130	Andy Gore	Cheltenham&County	185	164	164	513	513
77	232	Wayne Briggs	Kenilworth Runners	194	161	162	517	517
78	77	Iain Squires	BRAT Club	188	168	180	536	536
79	430	Mathew Cox	Telford AC	175	132	232	539	539
80	722	Kieran Miller	University of Warwick	204	167	169	540	540
81	437	Dean Gapper	Telford AC	199	169	174	542	542
82	275	Jason Hill	Leamington C & AC	193	183	177	553	553
83	98	Tom Orton	Cannock&Stafford	206	181	170	557	557
84	382	Vince Carroll	Rugby&Northampton	201	191	181	573	573
85	563	Chris Dick	University of Warwick	209	192	173	574	574
86	597	Andrew Bave	Wolverhampton&Bilston	189	197	190	576	576
87	245	Dan Leng	Kenilworth Runners	224	175	178	577	577
88	264	Jeremy Coward	Leamington C & AC	211	198	184	593	593
89	206	Peter Eccleston	Coventry Godiva Harriers	198	212	183	593	593
90	400	Adrian Kaczmarek	Rugby&Northampton	219	205	171	595	595
91	647	Tom Bentley	Worcester AC	215	180	201	596	596
92	329	Markus Dalgaard	Loughborough Students	200	214	189	603	603
93	259	Craig Bower	Leamington C & AC	208	211	195	614	614

**Birmingham & District Invitation Cross Country League
2018-2019 Season - Series Result**


**Division 1
After Race 3
12/01/2019**



94	226	John Wilson	Coventry Godiva Harriers	205	218	191	614	614
95	265	Marc Curtis	Leamington C & AC	207	209	200	616	616
96	82	Adam Western	BRAT Club	220	210	204	634	634
97	66	Kevin Oakes	BRAT Club	225	216	194	635	635
98	632	David Norman	Wolverhampton&Bilston	221	219	203	643	643
99	56	Chris Grimley	BRAT Club	233	224	187	644	644
100	15	Silas Goshawk	Birchfield Harriers	228	203	214	645	645
101	59	Huw Jones	BRAT Club	232	217	209	658	658
102	214	Jose Ortiz Gonzalez	Coventry Godiva Harriers	230	222	210	662	662
103	254	Stewart Underhill	Kenilworth Runners	261	234	213	708	708
104	200	Simon Clarke	Coventry Godiva Harriers	258	228	227	713	713
105	710	Oliver Harvey	Rugby&Northampton	264	245	207	716	716
106	309	Nick Tawney	Leamington C & AC	248	250	222	720	720
107	457	Andy Acha	Tipton Harriers	256	240	229	725	725
108	199	Martyn Brunt	Coventry Godiva Harriers	251	247	230	728	728
109	49	Paul Falkiner	BRAT Club	260	243	233	736	736
110	190	Howard Andersen	Coventry Godiva Harriers	269	256	224	749	749
111	246	Christopher Lyons	Kenilworth Runners	259	255	246	760	760
112	809	Rob Richardson	Coventry Godiva Harriers	273	271	221	765	765
113	618	Robert Edwards	Wolverhampton&Bilston	268	263	240	771	771
114	714	Alex Blair	Wolverhampton&Bilston	272	252	252	776	776
115	614	Andy Dyall	Wolverhampton&Bilston	274	260	247	781	781
116	389	Terry Egan	Rugby&Northampton	271	275	241	787	787
117	605	Piers Butler	Wolverhampton&Bilston	277	272	245	794	794
118	665	David Pound	Worcester AC	278	269	249	796	796
119	607	Keith Carter	Wolverhampton&Bilston	275	270	253	798	798
120	835	Dylan Whitaker	University of Birmingham	285	266	255	806	806
121	300	Steve Roberts	Leamington C & AC	286	273	250	809	809
122	292	Alex Montgomery	Leamington C & AC	291	281	258	830	830
123	287	Mark Marsh	Leamington C & AC	292	285	259	836	836
124	625	Steven Hopkins	Wolverhampton&Bilston	294	286	260	840	840
125	641	Fred Smith	Wolverhampton&Bilston	295	288	261	844	844
126	163	Alexander Brecker	City Of Stoke		2	4	6	6
127	31	William Richardson	Birchfield Harriers	10	4		14	14
128	14	Jonathan Goringe	Birchfield Harriers	9	9		18	18
129	321	Jacob Brown	Loughborough Students	18		9	27	27
130	132	Dom James	Cheltenham&County	21	7		28	28
131	149	Ben Price	Cheltenham&County	17		13	30	30
132	396	Muss-Ab Hassan	Rugby&Northampton	16		18	34	34
133	37	Alex Tovey	Birchfield Harriers		26	8	34	34
134	392	William Gardner	Rugby&Northampton	24		10	34	34
135	185	David Sheldon	City Of Stoke		25	15	40	40
136	510	Ian Williams	Tipton Harriers	26	16		42	42
137	399	Dominic Jones	Rugby&Northampton		28	16	44	44
138	751	Alex Lanz	University of Birmingham		27	22	49	49
139	36	Mike Tanner	Birchfield Harriers		22	29	51	51
140	273	Callum Hanlon	Leamington C & AC	28		23	51	51
141	704	James Vincent	University of Birmingham	38	24		62	62
142	327	Sam Costley	Loughborough Students		38	26	64	64
143	144	Daniel Owen	Cheltenham&County	45	29		74	74
144	333	Terence Fawden	Loughborough Students	37		40	77	77
145	146	Jacob Pickering	Cheltenham&County		40	38	78	78
146	469	Richard Carpenter	Tipton Harriers	46	33		79	79
147	541	Jethro McGraw	University of Birmingham	41		53	94	94
148	516	Sergio Argul	University of Birmingham	61	37		98	98
149	316	Harry Allan	Loughborough Students	58		54	112	112
150	473	Stephen Corbishley	Tipton Harriers	75	39		114	114
151	496	Aedan O'Brien	Tipton Harriers		59	56	115	115
152	511	Martin Williams	Tipton Harriers		41	82	123	123
153	27	Andrew Peat	Birchfield Harriers	65		59	124	124
154	139	Alex Lee	Cheltenham&County	63	67		130	130
155	125	Marcus England	Cheltenham&County	73	58		131	131
156	521	Will Bryan	University of Birmingham	85	50		135	135
157	222	Harvey Speed	Coventry Godiva Harriers		69	68	137	137
158	339	John Gordon	Loughborough Students	77		61	138	138

**Birmingham & District Invitation Cross Country League
2018-2019 Season - Series Result**


**Division 1
After Race 3
12/01/2019**



159	111	James Bingham	Cheltenham&County	79	64	143	143
160	548	Matthew Rawlings	University of Birmingham	91	55	146	146
161	155	George Watson	Cheltenham&County	90	63	153	153
162	526	Aidan Daniel	University of Birmingham		76	79	155
163	64	James Marshall	BRAT Club	82		74	156
164	490	Tom Holden	Tipton Harriers	76		84	160
165	524	Joe Connors	University of Birmingham		72	90	162
166	602	Jack Bonser	Wolverhampton&Bilston	98	68		166
167	353	George Phillips	Loughborough Students	56		110	166
168	600	David Bissuel	Wolverhampton&Bilston		95	73	168
169	421	Adam Wright	Rugby&Northampton		88	80	168
170	405	Alistair McDonnell	Rugby&Northampton	52		116	168
171	313	Greg West	Leamington C & AC	71	103		174
172	668	Luke Sheppard	Worcester AC	89	89		178
173	283	Baljeev Kandola	Leamington C & AC	99		81	180
174	164	James Condlyffe	City Of Stoke	114	71		185
175	218	Clark Roberts	Coventry Godiva Harriers	110	77		187
176	404	Stephen Marks	Rugby&Northampton	103	84		187
177	319	Harry Bolton	Loughborough Students	97	91		188
178	17	Ben Griffiths	Birchfield Harriers	92	97		189
179	237	George Crawford	Kenilworth Runners		93	100	193
180	612	Grant Cummings	Wolverhampton&Bilston		96	98	194
181	720	Sam Allen	University of Birmingham	126	75		201
182	672	Mark Teague	Worcester AC		120	89	209
183	554	Joe Tuffin	University of Birmingham	127	85		212
184	347	Isaac McAdam	Loughborough Students	111	101		212
185	62	Nick Lewis	BRAT Club		112	105	217
186	558	Dougal Burrowes	University of Warwick		127	99	226
187	234	Connor Carson	Kenilworth Runners	125		104	229
188	674	Richard Walsh	Worcester AC	131		101	232
189	63	Jonathan Lundy	BRAT Club	146		86	232
190	180	Ryan Nokes	City Of Stoke	134	98		232
191	718	Chris Booth	Cheltenham&County	120	114		234
192	97	Connor Mills	Cannock&Stafford		99	135	234
193	470	Ben Carrington	Tipton Harriers	130	108		238
194	236	Andy Crabtree	Kenilworth Runners	136	105		241
195	739	Ethan Greenland	University of Warwick		142	109	251
196	257	Vassilis Andreoulakis	Leamington C & AC		130	125	255
197	78	Thanos Tsolakis	BRAT Club	157		118	275
198	350	Benjamin Miller	Loughborough Students	166	111		277
199	197	Andy Boon	Coventry Godiva Harriers	155		134	289
200	650	Ciaran Connor	Worcester AC	142		147	289
201	658	Mike Jeavons	Worcester AC	160	140		300
202	538	George Loxton	University of Birmingham	145		159	304
203	661	Kevin McMillan	Worcester AC	150		156	306
204	747	Lucas Del Vecchio	University of Birmingham		131	175	306
205	79	Rene Vergo	BRAT Club	168	141		309
206	589	Joe Spicer	University of Warwick		133	176	309
207	717	Anthony Sudlow	Loughborough Students	163	149		312
208	40	Colin Bailey	BRAT Club	159	154		313
209	198	Jason Brotherhood	Coventry Godiva Harriers		159	154	313
210	285	John Knibb	Leamington C & AC	181		136	317
211	225	Adam Walmsley	Coventry Godiva Harriers	173		144	317
212	5	Matt Biggs	Birchfield Harriers	172	146		318
213	654	Matt Fairlamb	Worcester AC		171	158	329
214	736	Phil Brush	Cheltenham&County		189	146	335
215	666	David Price	Worcester AC		185	161	346
216	370	Peter Adams	Rugby&Northampton	180		166	346
217	28	Ben Prince	Birchfield Harriers	167	179		346
218	244	Stuart Hopkins	Kenilworth Runners		178	172	350
219	715	Adam Slonim	Worcester AC	197	156		353
220	38	Abayomi Adedimeji	BRAT Club	170	190		360
221	307	Charlie Staveley	Leamington C & AC	187	174		361
222	571	David Hooton	University of Warwick	190	172		362
223	610	Harry Cresswell	Wolverhampton&Bilston	196	173		369

**Birmingham & District Invitation Cross Country League
2018-2019 Season - Series Result**

**Division 1
After Race 3
12/01/2019**




Results Version 1 (12/01/2019)

224	640	Dave Smith	Wolverhampton&Bilston		208	168	376	376
225	805	Dan Schofield	Cheltenham&County	192	188		380	380
226	228	Ryan Baker	Kenilworth Runners		184	196	380	380
227	375	Adam Bebbington	Rugby&Northampton		199	197	396	396
228	85	Samuel Bagley	Cannock&Stafford		200	199	399	399
229	662	David O'Brien	Worcester AC	202		198	400	400
230	441	Andy Harrop	Telford AC	227	177		404	404
231	253	Bradlee Tod	Kenilworth Runners	203	202		405	405
232	579	Harry Prior	University of Warwick	222	195		417	417
233	652	Hugh Davies	Worcester AC	212	206		418	418
234	277	Joshua Hough	Leamington C & AC	236		193	429	429
235	76	Nathan Smith	BRAT Club	226	215		441	441
236	293	Paul Okey	Leamington C & AC		238	206	444	444
237	238	Neil Cressy	Kenilworth Runners	231	221		452	452
238	42	Chris Burrows	BRAT Club	223	229		452	452
239	233	Pete Bryan	Kenilworth Runners	229	225		454	454
240	631	David Newport	Wolverhampton&Bilston	242		212	454	454
241	314	Simon West	Leamington C & AC		236	218	454	454
242	126	Matthew Evans	Cheltenham&County	240		215	455	455
243	227	Colin Bailey	Kenilworth Runners		242	216	458	458
244	279	Steve Hundal	Leamington C & AC	237	227		464	464
245	480	Karl Fletcher	Tipton Harriers	239	226		465	465
246	83	James Wright	BRAT Club	243	223		466	466
247	624	Mark Homer	Wolverhampton&Bilston	252		219	471	471
248	291	Brian Miller	Leamington C & AC	245	231		476	476
249	274	Andrew Higgins	Leamington C & AC		249	228	477	477
250	512	Myles Wilson	Tipton Harriers		254	235	489	489
251	235	Richard Cookson	Kenilworth Runners	253		236	489	489
252	203	Stuart Craig	Coventry Godiva Harriers		253	239	492	492
253	606	Simon Calrow	Wolverhampton&Bilston	257	237		494	494
254	196	Aaron Bodycote	Coventry Godiva Harriers	263		238	501	501
255	811	Graham Donoghue	Leamington C & AC		257	244	501	501
256	261	Paul Caruana	Leamington C & AC		261	243	504	504
257	802	Nick Haigh	BRAT Club	267	239		506	506
258	308	Peter Stockbridge	Leamington C & AC		274	248	522	522
259	500	Rob Sedgley	Tipton Harriers		278	251	529	529
260	241	Barry Elkington	Kenilworth Runners		276	254	530	530
261	509	Stuart Whitehouse	Tipton Harriers	288		242	530	530
262	47	Robert Dowse	BRAT Club	270	265		535	535
263	446	Mark Mountford	Telford AC		279	256	535	535
264	443	Ian Hopkins	Telford AC	276	264		540	540
265	812	Marc Unzueta	Leamington C & AC	279	262		541	541
266	72	Rob Ryan	BRAT Club	284		257	541	541
267	601	Russell Blair	Wolverhampton&Bilston	290	283		573	573
268	411	Adrian Reast	Rugby&Northampton	289	284		573	573
269	598	Nicholas Beach	Wolverhampton&Bilston	297	287		584	584
270	256	Ivan Wilson	Kenilworth Runners	298	289		587	587
271	330	Patrick Dever	Loughborough Students	1			1	1
272	368	Jamie Williamson	Loughborough Students	3			3	3
273	324	Freddie Carcas	Loughborough Students			6	6	6
274	355	Kieran Reilly	Loughborough Students	7			7	7
275	367	Joe Wilkinson	Loughborough Students			7	7	7
276	530	Tom Drabble	University of Birmingham		8		8	8
277	459	Tom Bains	Tipton Harriers	8			8	8
278	18	Harry Halford	Birchfield Harriers		10		10	10
279	215	Oliver Paulin	Coventry Godiva Harriers			11	11	11
280	527	Charlie Davis	University of Birmingham			12	12	12
281	487	Stuart Hawkes	Tipton Harriers	13			13	13
282	4	Thomas Beasley	Birchfield Harriers	14			14	14
283	148	Luke Pollard	Cheltenham&County		17		17	17
284	109	Alex Bampton	Cheltenham&County	19			19	19
285	386	Elisha De Mello	Rugby&Northampton			20	20	20
286	517	Noah Armitage-Hookes	University of Birmingham	29			29	29
287	575	Alex McKerrell	University of Warwick	30			30	30
288	354	Daniel Racle	Loughborough Students	31			31	31

**Birmingham & District Invitation Cross Country League
2018-2019 Season - Series Result**


**Division 1
After Race 3
12/01/2019**



289	338	Jamie Goodge	Loughborough Students		31		31	31
290	373	Haydn Arnall	Rugby&Northampton			36	36	36
291	20	Alex Jolly	Birchfield Harriers			41	41	41
292	176	Vinnie Martin	City Of Stoke	43			43	43
293	763	Matthew Battley	Coventry Godiva Harriers			46	46	46
294	832	Phil Hinch	Tipton Harriers			47	47	47
295	168	Christopher Gidlow	City Of Stoke	48			48	48
296	748	Jimmy Lund	Loughborough Students		49		49	49
297	70	Dan Robinson	BRAT Club			50	50	50
298	152	Eliot Taylor	Cheltenham&County	50			50	50
299	484	Luke Gunn	Tipton Harriers			52	52	52
300	536	Lewis Laylee	University of Birmingham		52		52	52
301	326	Peter Cook	Loughborough Students	55			55	55
302	104	Joshua Ward	Cannock&Stafford			63	63	63
303	540	Patrick Magner	University of Birmingham			64	64	64
304	376	Abedom Beyene	Rugby&Northampton	66			66	66
305	145	John Parker	Cheltenham&County	67			67	67
306	414	Adam Searle	Rugby&Northampton			67	67	67
307	13	Teklay Gebrekidan	Birchfield Harriers	69			69	69
308	471	Jonny Carter	Tipton Harriers		70		70	70
309	669	Lewis Sternkopf	Worcester AC	74			74	74
310	337	Daniel Giles	Loughborough Students		74		74	74
311	346	Joseph Lyne	Loughborough Students	78			78	78
312	655	Daniel Geisler	Worcester AC	80			80	80
313	127	Marc Fallows	Cheltenham&County	83			83	83
314	587	Tom Slattery	University of Warwick			83	83	83
315	119	Richard Dare	Cheltenham&County	86			86	86
316	46	Johnny Cullen	BRAT Club		86		86	86
317	467	Aaron Brown	Tipton Harriers		87		87	87
318	675	Jake Watson	Worcester AC			87	87	87
319	243	Kev Hope	Kenilworth Runners	88			88	88
320	58	Mark Ince	BRAT Club			93	93	93
321	11	Yahye Dirir	Birchfield Harriers	94			94	94
322	134	Charlie Jones	Cheltenham&County	95			95	95
323	172	Thomas Hendricken	City Of Stoke			95	95	95
324	320	Benjamin Boxer	Loughborough Students			97	97	97
325	503	Adam Soley	Tipton Harriers	102			102	102
326	466	Steve Brookes	Tipton Harriers		102		102	102
327	551	Dan Shepherd	University of Birmingham			103	103	103
328	175	Casey Maddock	City Of Stoke		106		106	106
329	332	Steff Farley	Loughborough Students	107			107	107
330	415	Jordan Simmons	Rugby&Northampton			107	107	107
331	727	Ray Ball	Kenilworth Runners	0		108	108	108
332	528	Adam Day	University of Birmingham	109			109	109
333	438	Dominic Gardner	Telford AC	113			113	113
334	738	Stan Doxey	Kenilworth Runners			113	113	113
335	356	Charlie Rogers	Loughborough Students			114	114	114
336	731	Finley Smith	Worcester AC		115		115	115
337	157	Joe Willgoss	Cheltenham&County	116			116	116
338	724	Adam Guy	Tipton Harriers	0	117		117	117
339	342	Chris Howett	Loughborough Students	118			118	118
340	302	Isaac Rothman	Leamington C & AC			119	119	119
341	621	Paul Hammond	Wolverhampton&Bilston	121			121	121
342	461	Dean Bate	Tipton Harriers			122	122	122
343	87	Matthew Bonney	Cannock&Stafford	122			122	122
344	535	Shreyas Kanyady	University of Birmingham		122		122	122
345	374	David Ball	Rugby&Northampton			126	126	126
346	334	Rhys Francis	Loughborough Students		128		128	128
347	208	James Griggs	Coventry Godiva Harriers	128			128	128
348	140	Alex Lindfield	Cheltenham&County	129			129	129
349	701	Friedrich Horn	Loughborough Students			130	130	130
350	362	Joseph Twigg	Loughborough Students			131	131	131
351	645	Tim Werrett	Wolverhampton&Bilston	133			133	133
352	423	Chris Bagshaw	Telford AC		136		136	136
353	51	Ashley Fawke	BRAT Club		137		137	137

**Birmingham & District Invitation Cross Country League
2018-2019 Season - Series Result**

**Division 1
After Race 3
12/01/2019**




Results Version 1 (12/01/2019)

354	770	Michael Salisbury	Rugby&Northampton			138	138	138
355	122	Alex Doherty	Cheltenham&County	138			138	138
356	800	Connall Green	Birchfield Harriers	140			140	140
357	447	Paul O'Brien	Telford AC			140	140	140
358	378	Paul Birch	Rugby&Northampton			141	141	141
359	767	Ronald Mbiu	??			142	142	142
360	136	Andrew Kaighin	Cheltenham&County	143			143	143
361	814	George Mason	Loughborough Students		144		144	144
362	572	Sam Howell	University of Warwick	144			144	144
363	160	Steven Bazell	City Of Stoke		145		145	145
364	771	Sam Garforth	Warwick Uni			145	145	145
365	128	Russell Forsbrook	Cheltenham&County			150	150	150
366	26	Alex Parker	Birchfield Harriers		151		151	151
367	407	Ben Musgrove	Rugby&Northampton	152			152	152
368	491	James Jefferson	Tipton Harriers		153		153	153
369	41	Ben Beaumont	BRAT Club			155	155	155
370	489	Dean Hill	Tipton Harriers		155		155	155
371	733	Gary Palmer	Wolverhampton&Bilston		158		158	158
372	585	Ben Silvester	University of Warwick		160		160	160
373	734	Anthony Parkes	Wolverhampton&Bilston		162		162	162
374	202	Dave Conway	Coventry Godiva Harriers			163	163	163
375	506	Karl Welborn	Tipton Harriers	165			165	165
376	230	Keith Beasley	Kenilworth Runners		166		166	166
377	10	Peter Dimbleby	Birchfield Harriers		167		167	167
378	271	Gavin Fowler	Leamington C & AC		170		170	170
379	721	Tom Couch	University of Warwick	176			176	176
380	769	Nick Gower	Rugby&Northampton			179	179	179
381	620	Roger Grand	Wolverhampton&Bilston		182		182	182
382	726	Adam Houghton	Kenilworth Runners	182			182	182
383	416	Jon Taylor	Rugby&Northampton			182	182	182
384	458	Tom Acha	Tipton Harriers	183			183	183
385	444	Rob Hughes	Telford AC	184			184	184
386	424	Jesse Betts	Telford AC			185	185	185
387	345	Alexander Lione	Loughborough Students		187		187	187
388	301	Howard Roden	Leamington C & AC			188	188	188
389	147	Josh Playle	Cheltenham&County	191			191	191
390	412	Nigel Roberts	Rugby&Northampton			192	192	192
391	756	Iain Botheroyd	Rugby&Northampton		193		193	193
392	660	Rob Jones	Worcester AC		194		194	194
393	709	Sam Chatwin	Birchfield Harriers	195			195	195
394	186	Jordan Thomas	City Of Stoke		196		196	196
395	486	Zabie Hassan	Tipton Harriers		201		201	201
396	765	Francisco V Diaz	Wolverhampton&Bilston			202	202	202
397	741	Alex Colegrave	Loughborough Students		204		204	204
398	44	Damian Cartland	BRAT Club			205	205	205
399	290	Richard Merrell	Leamington C & AC		207		207	207
400	766	James Ford	??			208	208	208
401	810	Craig Biggerstaff	Leamington C & AC	210			210	210
402	801	Martin Cleaver	BRAT Club			211	211	211
403	656	Nick Hitchings	Worcester AC	213			213	213
404	755	Adam Barnes	Tipton Harriers		213		213	213
405	703	George Tipping	Loughborough Students	214			214	214
406	151	Martin Soakell	Cheltenham&County	216			216	216
407	315	Robert Wilson	Leamington C & AC			217	217	217
408	84	Ryan Ashforth	Cannock&Stafford	217			217	217
409	609	Jason Corns	Wolverhampton&Bilston	218			218	218
410	417	Richard Thomas	Rugby&Northampton			220	220	220
411	371	Zak Allen	Rugby&Northampton		220		220	220
412	768	Peter Thomas	Rugby&Northampton			223	223	223
413	760	Jeremy Burton	Worcester AC			225	225	225
414	387	Steve Dixon	Rugby&Northampton			226	226	226
415	746	Ben Agnew	University of Birmingham		230		230	230
416	764	Ollie Evans	Wolverhampton&Bilston			231	231	231
417	50	Barry Fallon	BRAT Club		232		232	232
418	599	Shaun Bennett	Wolverhampton&Bilston		233		233	233

**Birmingham & District Invitation Cross Country League
2018-2019 Season - Series Result**

**Division 1
After Race 3
12/01/2019**




Results Version 1 (12/01/2019)

419	385	Max Chippington	Rugby&Northampton	234		234	234
420	762	Simon Dunnett	Kenilworth Runners		234	234	234
421	723	Jaskaran Minhas	University of Warwick	235		235	235
422	456	Paul Williams	Telford AC		235	235	235
423	54	Richard Gray	BRAT Club		237	237	237
424	495	Stuart Male	Tipton Harriers	238		238	238
425	730	Mark Green	Cannock&Stafford		241	241	241
426	45	Toby Close	BRAT Club	244		244	244
427	295	Simon Perkin	Leamington C & AC		244	244	244
428	514	Clark Woodhall	Tipton Harriers	246		246	246
429	744	Paul Hardman	University of Birmingham		246	246	246
430	210	Iwan Jones	Coventry Godiva Harriers	247		247	247
431	639	George Silbery	Wolverhampton&Bilston		248	248	248
432	55	Matt Gresty	BRAT Club	249		249	249
433	834	Jay Carter	University of Birmingham	250		250	250
434	831	Adam Tatton	Telford AC		251	251	251
435	649	Martyn Cole	Worcester AC	254		254	254
436	803	Nigel Miller	BRAT Club	255		255	255
437	754	Laurence Heathcock	Tipton Harriers		258	258	258
438	478	Mark Fantom	Tipton Harriers		259	259	259
439	123	Michael Ede	Cheltenham&County	262		262	262
440	43	Paul Cannon	BRAT Club	265		265	265
441	81	Stuart Went	BRAT Club	266		266	266
442	493	Karl Lewis	Tipton Harriers		267	267	267
443	613	David Davies	Wolverhampton&Bilston		268	268	268
444	737	Mark Connell	BRAT Club		277	277	277
445	833	Paul Lucas	Tipton Harriers	280		280	280
446	462	Andy Bentley	Tipton Harriers		280	280	280
447	642	Lionel Spittle	Wolverhampton&Bilston	281		281	281
448	268	Paolo Foglino	Leamington C & AC	282		282	282
449	474	George Cunningham	Tipton Harriers		282	282	282
450	725	Phil Houghton	Kenilworth Runners	283		283	283
451	220	Martin Slevin	Coventry Godiva Harriers	287		287	287
452	745	Chris Harrison	University of Birmingham		290	290	290
453	451	Nigel Tatton	Telford AC		291	291	291
454	73	David Sansom	BRAT Club		292	292	292
455	207	Garry Flude	Coventry Godiva Harriers	293		293	293
456	249	Eddy Peachey	Kenilworth Runners	296		296	296

Junior Men			Series Points	Match 1	Match 2	Match 3	Match 4	Total	BestOf3
1	646	George Beardmore	Worcester AC	3	1	4		8	8
2	464	Louie Boot	Tipton Harriers	1	2	6		9	9
3	364	Oliver Way	Loughborough Students	13	4	7		24	24
4	555	Max Walk	University of Birmingham	10	7	18		35	35
5	636	Jack Pickett	Wolverhampton&Bilston	17	14	11		42	42
6	88	Bill Chesters	Cannock&Stafford	20	10	13		43	43
7	361	Alexander Tripp	Loughborough Students	15	11	17		43	43
8	615	Harry Dyall	Wolverhampton&Bilston	25	16	20		61	61
9	297	Dominic Priest	Leamington C & AC	33	26	24		83	83
10	397	Finn Hutton	Rugby&Northampton	44	27	23		94	94
11	722	Kieran Miller	University of Warwick	39	28	29		96	96
12	400	Adrian Kaczmarek	Rugby&Northampton	42	38	30		110	110
13	15	Silas Goshawk	Birchfield Harriers	43	36	35		114	114
14	714	Alex Blair	Wolverhampton&Bilston	45	40	37		122	122
15	396	Muss-Ab Hassan	Rugby&Northampton	2		3		5	5
16	327	Sam Costley	Loughborough Students		6	5		11	11
17	333	Terence Fawden	Loughborough Students	6		9		15	15
18	516	Sergio Argul	University of Birmingham	11	5			16	16
19	316	Harry Allan	Loughborough Students	9		12		21	21
20	548	Matthew Rawlings	University of Birmingham	19	9			28	28
21	353	George Phillips	Loughborough Students	8		22		30	30
22	155	George Watson	Cheltenham&County	18	12			30	30

**Birmingham & District Invitation Cross Country League
2018-2019 Season - Series Result**

**Division 1
After Race 3
12/01/2019**



Results Version 1 (12/01/2019)

23	313	Greg West	Leamington C & AC	14	21	35	35
24	319	Harry Bolton	Loughborough Students	21	18	39	39
25	164	James Condylyffe	City Of Stoke	26	13	39	39
26	283	Baljeev Kandola	Leamington C & AC	22		19	41
27	347	Isaac McAdam	Loughborough Students	24	20	44	44
28	720	Sam Allen	University of Birmingham	30	15	45	45
29	97	Connor Mills	Cannock&Stafford		19	26	45
30	554	Joe Tuffin	University of Birmingham	31	17	48	48
31	718	Chris Booth	Cheltenham&County	28	24	52	52
32	350	Benjamin Miller	Loughborough Students	34	23	57	57
33	538	George Loxton	University of Birmingham	32		28	60
34	228	Ryan Baker	Kenilworth Runners		31	31	62
35	225	Adam Walmsley	Coventry Godiva Harriers	36		27	63
36	28	Ben Prince	Birchfield Harriers	35	30	65	65
37	375	Adam Bebbington	Rugby&Northampton		34	32	66
38	610	Harry Cresswell	Wolverhampton&Bilston	38	29	67	67
39	85	Samuel Bagley	Cannock&Stafford		35	33	68
40	324	Freddie Carcas	Loughborough Students			1	1
41	527	Charlie Davis	University of Birmingham			2	2
42	338	Jamie Goodge	Loughborough Students		3		3
43	517	Noah Armitage-Hookes	University of Birmingham	4			4
44	354	Daniel Racle	Loughborough Students	5			5
45	326	Peter Cook	Loughborough Students	7			7
46	373	Haydn Arnall	Rugby&Northampton			8	8
47	748	Jimmy Lund	Loughborough Students		8		8
48	20	Alex Jolly	Birchfield Harriers			10	10
49	376	Abedom Beyene	Rugby&Northampton	12			12
50	104	Joshua Ward	Cannock&Stafford			14	14
51	540	Patrick Magner	University of Birmingham			15	15
52	414	Adam Searle	Rugby&Northampton			16	16
53	669	Lewis Sternkopf	Worcester AC	16			16
54	727	Ray Ball	Kenilworth Runners			21	21
55	175	Casey Maddock	City Of Stoke		22		22
56	528	Adam Day	University of Birmingham	23			23
57	362	Joseph Twigg	Loughborough Students			25	25
58	731	Finley Smith	Worcester AC		25		25
59	342	Chris Howett	Loughborough Students	27			27
60	87	Matthew Bonney	Cannock&Stafford	29			29
61	345	Alexander Lione	Loughborough Students		32		32
62	186	Jordan Thomas	City Of Stoke		33		33
63	766	James Ford	??			34	34
64	764	Ollie Evans	Wolverhampton&Bilston			36	36
65	721	Tom Couch	University of Warwick	37			37
66	741	Alex Colegrave	Loughborough Students		37		37
67	831	Adam Tatton	Telford AC		39		39
68	703	George Tipping	Loughborough Students	40			40
69	84	Ryan Ashforth	Cannock&Stafford	41			41